

Certified System
Quality Management System
ISO 9001 : 2015
Lic no : QEC 21629
SAI GLOBAL

Certified System
Environmental Management System
ISO 14001 : 2015
Lic no : EMS 41103
SAI GLOBAL




TWIN
Premium Multiwall Polycarbonate Sheet

Lite[®]
GEN 2.0

» **STRONGER**

» **BETTER WEATHER RESISTANT**





A Perfect Combination of Technology, Quality, and Beauty

Twinlite® Gen 2.0 is a new generation of Twinlite, a result of our continuous improvements to give you a better product.

The new Twinlite® Gen 2.0 is re-formulated to resist harsh weather condition, and redesigned to deliver unique benefits like superior impact, wind, and water resistance.

Produced using the most advanced and proven technology to date, Twinlite® Gen 2.0 combines the sleek look of a multiwall polycarbonate sheet with the strength and versatility for enduring elegance.

For you who live the green life, the superior clarity of Twinlite® Gen 2.0 could be an option for your natural lighting need, while its double/triple walls feature makes it an excellent thermal insulation to save your air condition cost.

Twinlite® Gen 2.0 offers superior durability, unmatched design flexibility and structural integrity that surpasses other glazing material.

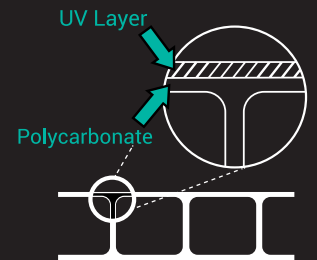
Twinlite is the right choice for almost any demanding glazing application.

How Twinlite® Gen 2.0

Twinlite® Gen 2.0 reflects sunlight heat while at the same time still letting the light in; allowing people underneath to feel comfortable and to enjoy sufficient light.

Co-Extruded UV Layer

Besides protecting the people underneath from the harmful UV rays, the co-extruded UV layer on Twinlite® Gen 2.0's surface enhances its durability outdoor, preventing it from getting yellowing, discolored, and brittle for a long period of time.

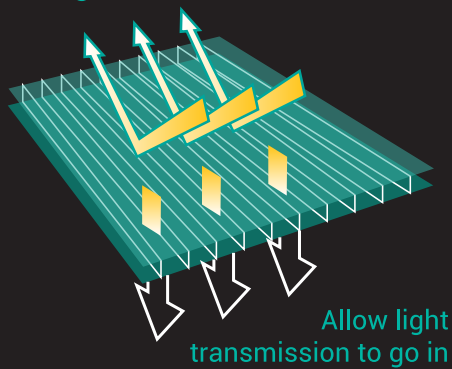


More Advantages of Twinlite® Gen 2.0

- » Reduce Heat without sacrificing light transmission
- » Absorbs almost 100% of sunlight UV radiation
- » Natural lighting, electricity and energy saving
- » 250 times stronger than glass
- » 20 times stronger than acrylic
- » Very light, yet virtually unbreakable
- » Withstand temperature changes from -20°C to 120°C



Reflect back
sunlight heat



Allow light
transmission to go in

Standard Sizes ?

THICKNESS	WIDTH	LENGTH*	GRAMMAGE
5 mm	2.1 m	11.8 m	1100 g/m2
6 mm	2.1 m	11.8 m	1300 g/m2
10 mm	2.1 m	11.8 m	1700 g/m2
16 mm*	2.1 m	12 m	2700 g/m2

*Available in triplewall, X structure

*Length can be customized according to your need, subject to minimum order quantity

Light & Heat Transmission ?

	COLOR	LIGHT TRANSMISSION	HEAT TRANSMISSION
	Cool Grey	8%	49%
	Cool Bronze	19%	73%
	Silver Milenium	19%	17%
	Cool Blue	32%	67%
	Cool Green	34%	70%
	Opal	19%	34%
	Tosca	47%	78%
	Clear	90%	79%

Installation Guidance

- » Always install the UV protected side facing the sun (marked by the **UV SIDE** logo printed on the masking film). Before installation, do not remove the masking film. After installation, masking film should be removed, maximum in 2 days time.
Caution : misplacing the UV side may void the warranty of sheets.
- » A fine tooth saw or sharp knife can be used to cut the sheets. After cutting please clean the debris from the sheets.
- » Always install the sheets with the flutes facing vertically. Allow at least 5° slope to allow water flows, especially for roofing applications.
- » Holes should be drilled at the range of 2 mm - 6 mm (depending on the thickness) from diameter of fasteners to allow thermal expansion during noon time and contraction during night time.
- » During installation, flute edges should be sealed with polycarbonate profiles to avoid leakage, dirt, and fungus from residing within the sheet walls.
- » We supply polycarbonate profiles for use with Twinlite® Gen 2.0, available in H and U profiles.



Altira Office Tower 38th Floor, Altira Business Park
Jl. Yos Sudarso Kav 85, Jakarta 14350 - Indonesia
PO Box 3155 / JKT 10002
Phone : +62 21 - 2188 2000
Fax : +62 21 - 2188 2002
Email : cs@impack-pratama.com
www.impack-pratama.com

Sealant

?

We recommend using OCI® Silicone sealant or other neutral sealant that is suitable for polycarbonate.

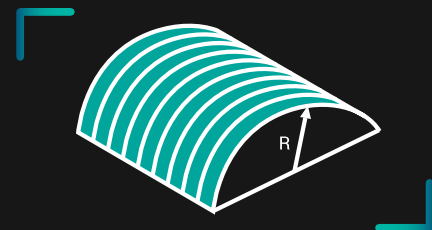
Please check compatibility to polycarbonate before using other sealants.

Caution : Never use PVC gasket. PVC is incompatible to Polycarbonate, and will harm the panel. Damage caused by this will nullify the warranty.

Bending Installation

For bending installation, please see the below radius table :

THICKNESS	MINIMUM RADIUS
5 mm	750 mm
6 mm	900 mm
10 mm	1500 mm
16 mm	2400 mm



Distributed by :

